

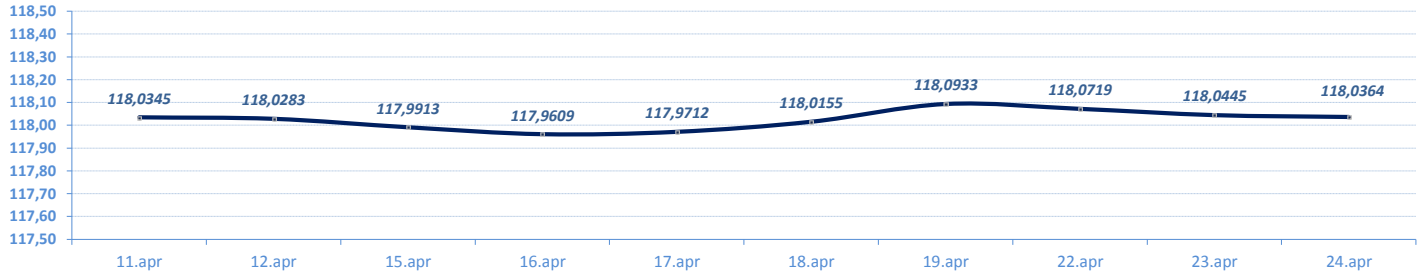
VESTI / NEWS

► **SREDNJI KURS EUR/RSD**: Dinar neznatno ojačao u odnosu na evro za 0,0081 dinara, srednji kurs **118,0364**. Obim međubankarske trgovine evrom na dan 23. april do 12:30h iznosio je 19 miliona evra. NBS nije intervenisala na međubankarskom tržištu (od početka godine ukupno prodala 130 miliona evra i kupila 215 miliona evra).

► **BEOGRADSKA BERZA**: Indeksi zabeležili pad vrednosti, BELEX15 manji za 0,9 odsto, BELEXline manji za 0,52 odsto. Promet **manji** u odnosu na prethodni dan, na regulisanom tržištu najviše trgovano akcijama NIS-a, Aerodroma Nikola Tesla, Komercijalne banke, Galenike i Jedinstva Sevojno.

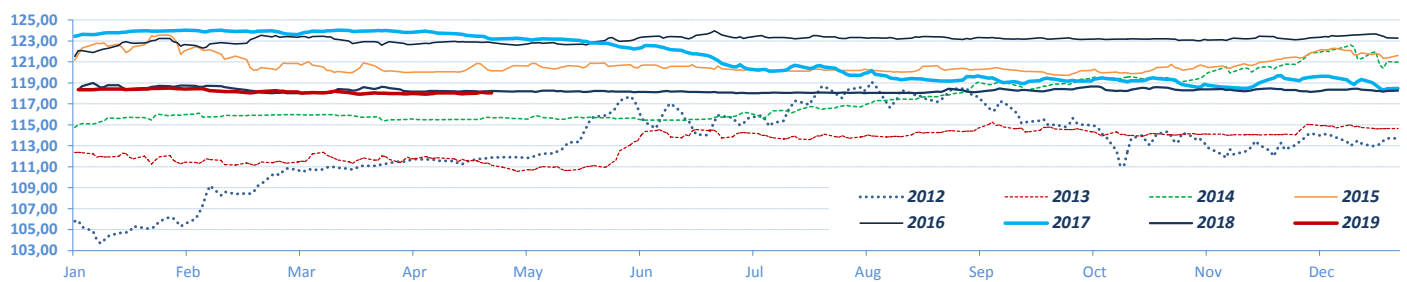
DEVIZNO TRŽIŠTE / FX MARKET

EUR / RSD (Srednji kurs / Official Middle Rate) ► 10 dana / 10 days

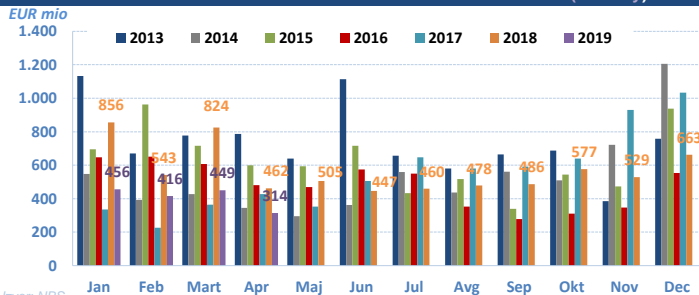


Izvor/Source: NBS

EUR / RSD (Srednji kurs/ Official middle rate) ► Jan -

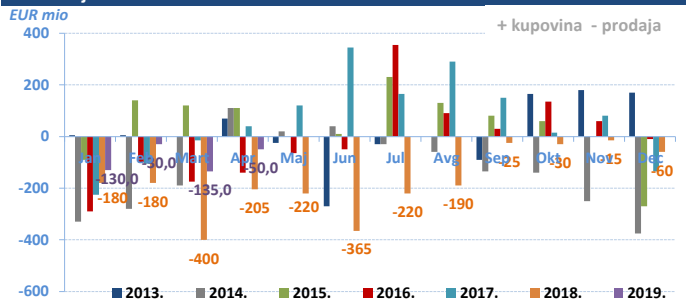


Promet na međubankarskom tržištu / Volumes on FX Interbank market (eur only)

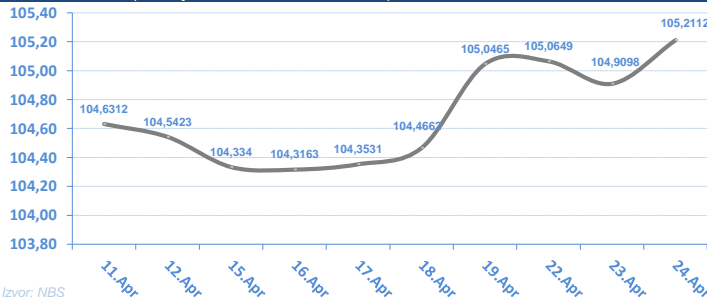


Izvor: NBS

Intervencije NBS na deviznom tržištu / NBS Interventions on FX interbank market

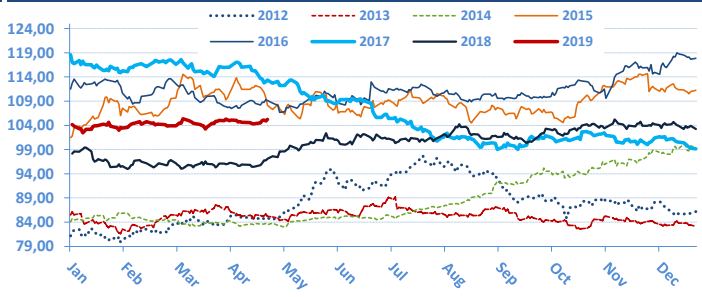


USD / RSD (Srednji kurs / Official middle rate) ► 10 dana / 10 days



Izvor: NBS

► Jan -



Monthly change	EUR/RSD	%	USD/RSD	%	Yearly change	EUR/RSD	%	USD/RSD	%
01.04.19	117,9759	-0,13%	104,9794	1,06%	24.04.19	118,0364	-0,26%	105,2112	7,21%
01.03.19	118,1291	-0,25%	103,8772	0,32%	03.01.19	118,3439	0,00%	104,1851	6,16%
01.02.19	118,4266	0,07%	103,5469	-0,61%	03.01.18	118,3431	-4,14%	98,1367	-17,25%
03.01.19	118,3439	0,10%	104,1851	0,14%	04.01.17	123,4512	1,59%	118,6004	6,34%
03.12.18	118,2313	-0,06%	104,0402	-0,27%	04.01.16	121,5145	0,30%	111,5324	9,90%
01.11.18	118,2984	-0,07%	104,3196	2,19%	05.01.15	121,1543	5,58%	101,4863	20,72%
01.10.18	118,3868	0,19%	102,0840	0,29%	03.01.14	114,7559	2,14%	84,0641	-1,67%
03.09.18	118,1567	0,08%	101,7890	0,71%	03.01.13	112,3495	6,20%	85,4889	5,32%
01.08.18	118,0618	0,04%	101,0717	-0,27%	04.01.12	105,7880	-0,21%	81,1693	2,16%
02.07.18	118,0142	-0,12%	101,3432	0,06%	04.01.11	106,0156	10,47%	79,4541	18,48%
01.06.18	118,1616	-0,02%	101,2785	2,74%	04.01.10	95,9679	7,17%	67,0635	4,25%
03.05.18	118,1901	-0,04%	98,5821	-1,41%	05.01.09	89,5436	12,27%	64,3273	18,68%
02.04.18	118,2345		99,9937		03.01.08	79,7577		54,2016	

EUR / USD

► 10 dana / 10 days

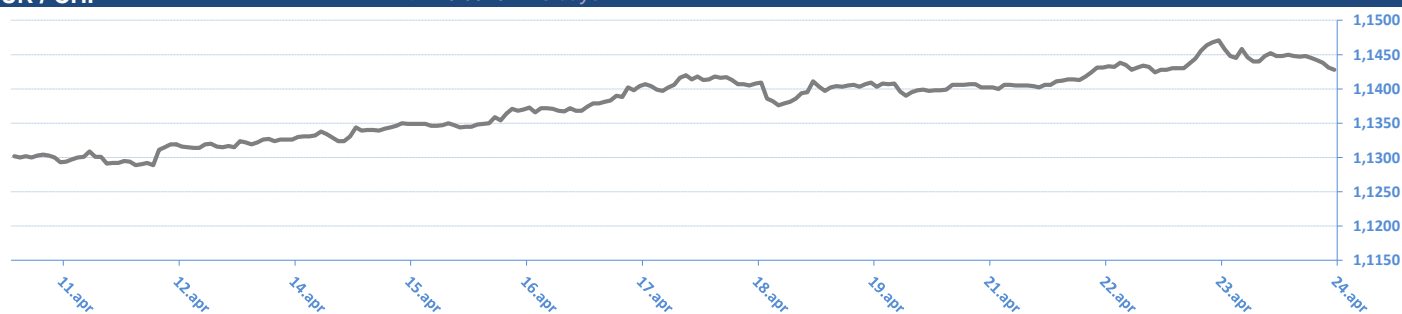


EUR / USD



EUR / CHF

► 10 dana / 10 days



EUR / CHF



Izvor / Source: Reuters

24.04.2019 09:06:01

EUR / XX

Valutni par / CCY pair	Kupovni/BID	Prodajni/ASK
EUR/USD	1,1202	1,1206
EUR/JPY	125,2700	125,3200
EUR/GBP	0,8672	0,8673
EUR/CHF	1,1426	1,1431
EUR/DKK	7,4666	7,4671
EUR/NOK	9,6114	9,6164
EUR/SEK	10,5080	10,5130
EUR/CAD	1,5077	1,5082
EUR/AUD	1,5934	1,5935
EUR/HUF	320,9400	321,1100
EUR/CZK	25,7440	25,7500
EUR/PLN	4,2881	4,2893
EUR/HRK	7,4205	7,4255
EUR/RUB	71,6014	71,6161
EUR/NZD	1,6921	1,6926

USD / XX

Valutni par / CCY pair	Kupovni/BID	Prodajni/ASK
USD/EUR	0,8924	0,8924
USD/JPY	111,8100	111,8400
USD/GBP	0,7739	0,7741
USD/CHF	1,0198	1,0202
USD/DKK	6,6633	6,6643
USD/NOK	8,5780	8,5820
USD/SEK	9,3788	9,3828
USD/CAD	1,3457	1,3461
USD/AUD	1,4213	1,4223
USD/HUF	286,4700	286,6100
USD/CZK	22,9750	22,9850
USD/SKK	21,5460	21,6000
USD/PLN	3,8280	3,8295
USD/HRK	6,6241	6,6286
USD/RUB	63,9100	63,9200
USD/NZD	1,5099	1,5103

* Međunarodno devizno međubankarsko tržište / International FX Interbank Market

Izvor / Source: Reuters

EURIBOR

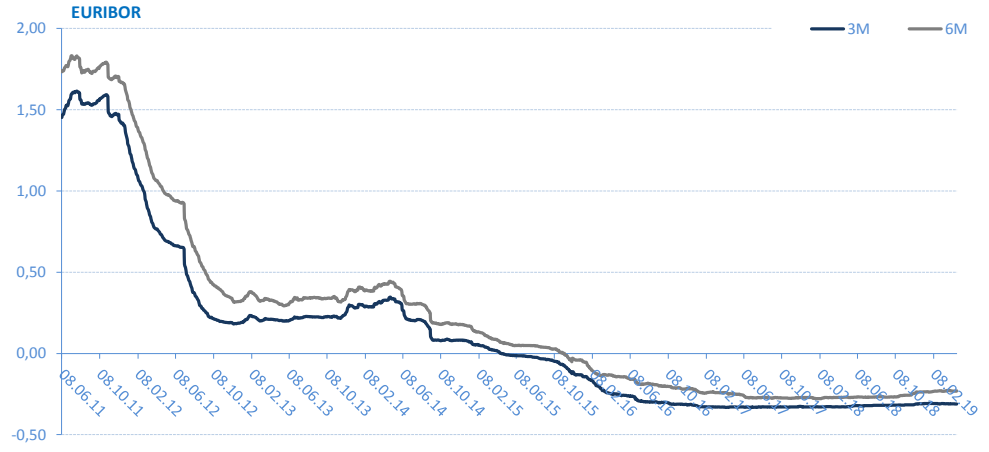
SW	-0,378
1M	-0,367
3M	-0,311
6M	-0,230
1Y	-0,112

* Izvor: Reuters; Objavljeno prethodnog radnog dana

Kamatne stope Centralnih Banaka
Interest rates of Central banks

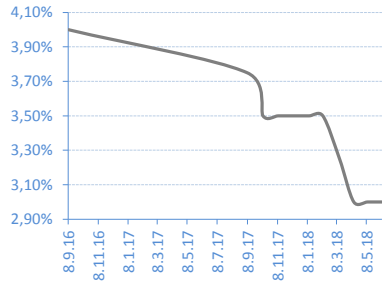
CB	Kamatna stopa/Interest rate
USD	2,50
EUR	0,00
GBP	0,75
CAD	1,75
AUD	1,50
JPY	0,10

* Izvor: Reuters; Objavljeno prethodnog radnog dana



REFERENTNA KAMATNA STOPA NBS / NBS Key Policy Rates

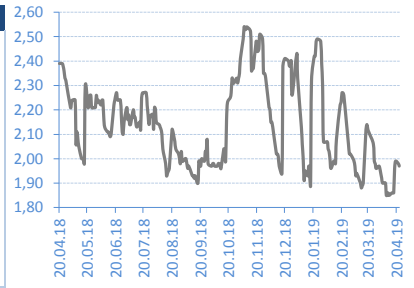
Date	Rate	Change (%)
08.06.18	3,00%	0,00%
10.05.18	3,00%	0,00%
12.04.18	3,00%	-7,69%
14.03.18	3,25%	-7,14%
08.02.18	3,50%	0,00%
11.01.18	3,50%	0,00%
07.12.17	3,50%	0,00%
09.11.17	3,50%	0,00%
09.10.17	3,50%	-6,67%
07.09.17	3,75%	



* Izvor/Source : NBS

BEONIA

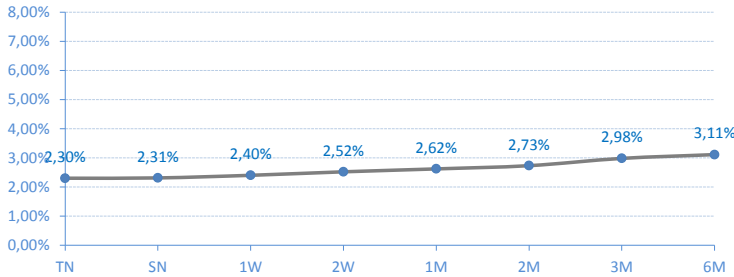
Date	Rate	Change (%)
23.04.19	1,97%	-0,51%
22.04.19	1,98%	-0,50%
19.04.19	1,99%	1,53%
18.04.19	1,96%	5,38%
17.04.19	1,86%	0,00%
16.04.19	1,86%	0,00%
15.04.19	1,86%	0,54%
12.04.19	1,85%	-0,54%
11.04.19	1,86%	0,54%
10.04.19	1,85%	



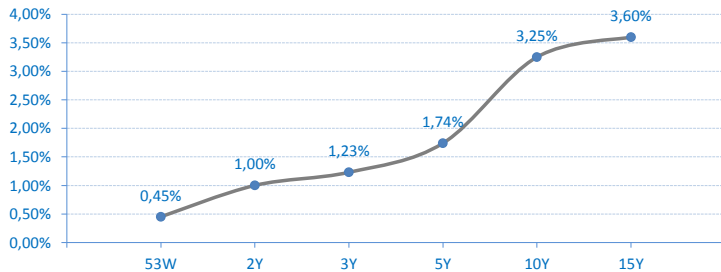
* Izvor/Source : Reuters; Objavljeno prethodnog radnog dana / Published on previous working day

Kamatne stope/Prinos na tržištu / Market Interest Rates

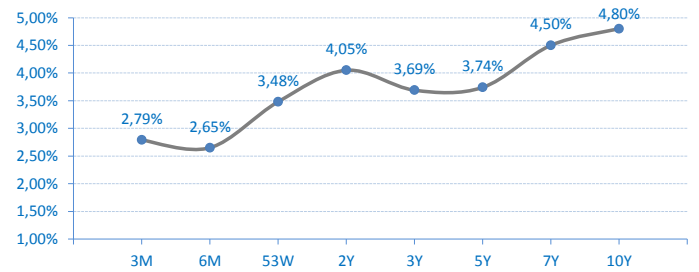
Belibor



Državne HOV Republike Srbije u Evrima - prinosi sa poslednje aukcije
Government bonds (EUR) of Republic of Serbia - yield on last primary auction



Državne HOV Republike Srbije u Dinarima - prinosi sa poslednje aukcije
Government bonds (RSD) of Republic of Serbia - yield on last primary auction



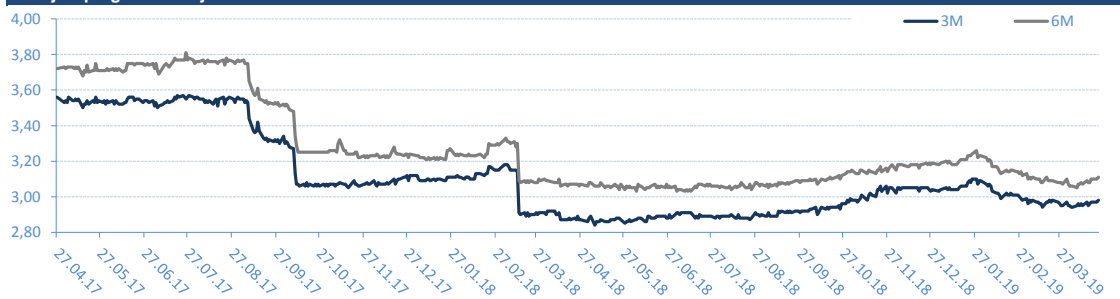
BELIBOR

Trenutne stope / Current rates

TN	2,30%
SN	2,31%
1W	2,40%
2W	2,52%
1M	2,62%
2M	2,73%
3M	2,98%
6M	3,11%

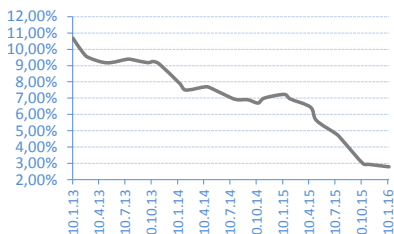
* Izvor/Source : Reuters; Objavljeno prethodnog radnog dana / Published on previous working day

Istorijski pregled kretanja 6M i 3M Belibor-a / Historical overview of 6M and 3M Belibor rates



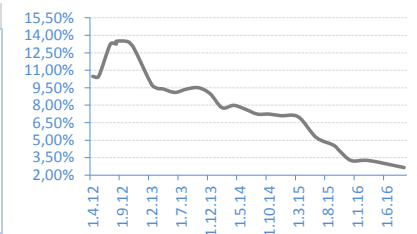
T-BILLS 3M - RSD

Date	Rate	Realisation
14.01.16	2,79%	100,00%
05.11.15	2,94%	100,00%
15.10.15	3,00%	92,18%
06.08.15	4,40%	96,26%
16.07.15	4,79%	98,47%
07.05.15	5,63%	92,92%
16.04.15	6,45%	100,00%
05.02.15	6,95%	45,05%



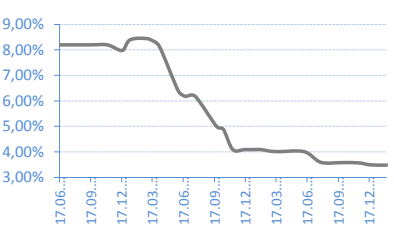
T-BILLS 6M - RSD

Date	Rate	Realisation
01.09.16	2,65%	23,03%
03.03.16	3,25%	96,46%
03.12.15	3,25%	97,22%
08.10.15	4,09%	100,00%
03.09.15	4,57%	87,90%
04.06.15	5,25%	93,30%
05.03.15	7,00%	21,33%
04.12.14	7,10%	100,00%



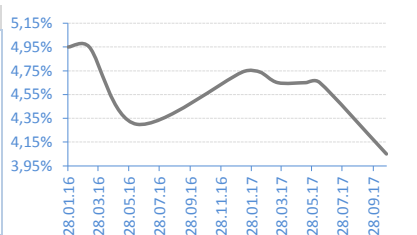
T-BILLS 53W - RSD

Date	Rate	Realisation
06.02.17	3,48%	17,91%
21.12.16	3,49%	32,22%
15.11.16	3,57%	45,64%
28.09.16	3,58%	52,92%
27.07.16	3,59%	49,07%
07.06.16	4,01%	78,06%
15.03.16	4,01%	16,73%
02.02.16	4,09%	63,42%



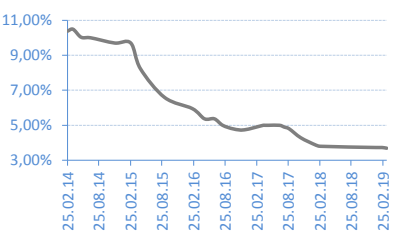
G-BONDS 2Y - RSD

Date	Rate	Realisation
24.10.17	4,05%	116,30%
13.06.17	4,65%	51,56%
16.05.17	4,65%	43,95%
21.03.17	4,65%	100,00%
13.02.17	4,74%	78,80%
10.01.17	4,74%	23,25%
13.06.16	4,30%	95,67%
10.03.16	4,95%	56,41%



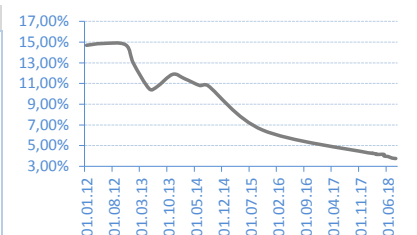
G-BONDS 3Y - RSD

Date	Rate	Realisation
19.03.19	3,69%	112,71%
20.02.19	3,73%	120,53%
15.01.19	3,73%	60,94%
28.02.18	3,80%	100,00%
30.01.18	3,88%	34,77%
06.11.17	4,29%	97,97%
31.08.17	4,80%	100,00%
02.08.17	4,90%	81,63%



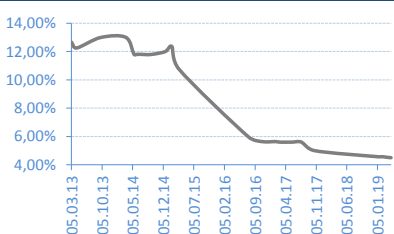
G-BONDS 5Y - RSD

Date	Rate	Realisation
11.09.18	3,74%	98,60%
14.08.18	3,75%	65,62%
17.07.18	3,80%	40,58%
05.06.18	3,95%	35,67%
22.05.18	3,99%	26,18%
08.05.18	4,15%	97,00%
24.04.18	4,15%	52,31%
10.04.18	4,15%	32,63%



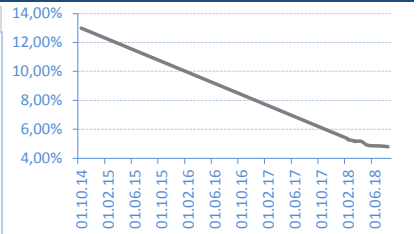
G-BONDS 7Y - RSD

Date	Rate	Realisation
10.04.19	4,50%	82,41%
05.03.19	4,54%	58,46%
12.02.19	4,57%	34,68%
30.01.19	4,57%	30,41%
09.01.19	4,57%	52,59%
23.10.17	5,00%	100,00%
25.07.17	5,60%	37,14%
17.05.17	5,60%	43,41%



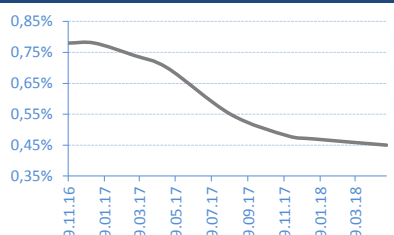
G-BONDS 10Y - RSD

Date	Rate	Realisation
07.08.18	4,80%	26,87%
10.07.18	4,85%	36,97%
15.05.18	4,90%	96,72%
03.04.18	5,17%	26,55%
20.03.18	5,17%	83,61%
06.03.18	5,20%	203,57%



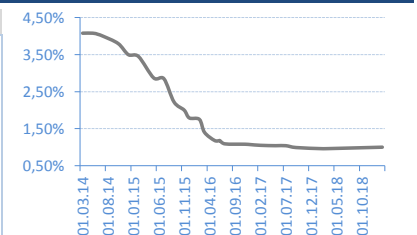
T-BILLS 53W - EUR

Date	Rate	Realisation
21.05.18	0,45%	100,00%
18.01.18	0,47%	98,00%
05.12.17	0,48%	100,00%
30.08.17	0,55%	50,00%
15.05.17	0,70%	91,30%
20.03.17	0,74%	60,00%
12.01.17	0,78%	46,20%
29.11.16	0,78%	100,00%



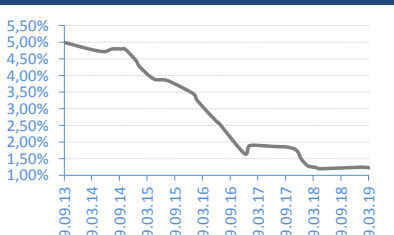
G-BONDS 2Y - EUR

Date	Rate	Realisation
19.02.19	1,00%	142,00%
22.03.18	0,96%	25,62%
01.02.18	0,96%	52,00%
14.09.17	0,99%	53,60%
12.07.17	1,04%	16,80%
23.05.17	1,04%	99,00%
14.02.17	1,05%	95,35%
06.12.16	1,07%	66,00%



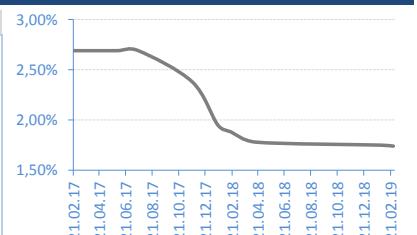
G-BONDS 3Y - EUR

Date	Rate	Realisation
12.03.19	1,23%	50,04%
23.01.19	1,25%	32,10%
20.04.18	1,20%	35,96%
28.03.18	1,24%	99,29%
02.02.18	1,29%	100,00%
21.12.17	1,49%	100,00%
20.11.17	1,75%	49,70%
21.09.17	1,85%	100,00%



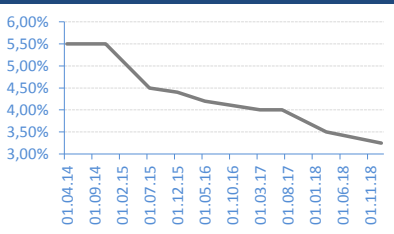
G-BONDS 5Y - EUR

Date	Rate	Realisation
27.02.19	1,74%	37,84%
29.01.19	1,75%	41,25%
16.04.18	1,78%	52,41%
19.02.18	1,88%	79,99%
19.01.18	1,95%	80,28%
21.11.17	2,38%	100,00%
20.07.17	2,69%	100,00%
31.05.17	2,69%	100,00%



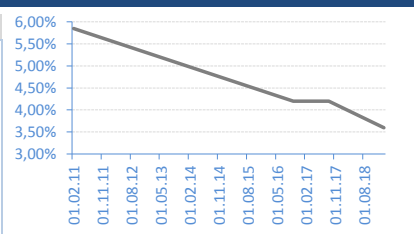
G-BONDS 10Y - EUR

Date	Rate	Realisation
16.01.19	3,25%	139,40%
26.03.18	3,50%	86,85%
13.07.17	4,00%	42,95%
15.03.17	4,00%	65,60%
25.05.16	4,20%	96,00%
04.12.15	4,40%	100,00%
28.07.15	4,50%	76,77%
19.11.14	5,50%	100,00%



G-BONDS 15Y - EUR

Date	Rate	Realisation
06.02.19	3,60%	100,00%
06.09.17	4,20%	70,13%
19.10.16	4,20%	100,00%



AKCIJE / Shares - REGULISANO TRŽIŠTE / REGULATED MARKET

Najtrgovanije HOV / Most Active

	Symbol	Closing price	% Change	Open	Max	Min	No of Trades	Volume	Volume RSD
Aerodrom Nikola Tesla a.d. Beograd	AERO	806	-3,70%	837	837	800	44	4.881	3.932.611
Komercijalna banka a.d. Beograd	KMBN	2.793	-2,00%	2.850	2.850	2.700	16	1.215	3.393.575
Galenika Fitofarmacija a.d. Zemun	FITO	3.000	0,10%	3.000	3.000	3.000	4	1.000	3.000.000
Jedinstvo a.d. Sevojno	JESV	5.137	0,41%	5.200	5.200	5.100	6	560	2.876.720
NIS a.d. Novi Sad	NIIS	746	0,81%	735	747	735	112	3.448	2.571.266

Dobitnici / Gainers

	Symbol	Closing price	% Change	Open	Max	Min	No of Trades	Volume	Volume RSD
Progres u restrukturiranju a.d. Beograd	PRGS	24	26,32%	20	25	19	8	5.099	120.835
Dunav osiguranje a.d. Beograd	DNOS	1.700	3,03%	1.700	1.700	1.700	1	20	34.000
NIS a.d. Novi Sad	NIIS	746	0,81%	735	747	735	112	3.448	2.571.266
Lasta a.d. Beograd	LSTA	605	0,67%	610	610	600	3	200	121.000
Jedinstvo a.d. Sevojno	JESV	5.137	0,41%	5.200	5.200	5.100	6	560	2.876.720

Gubitnici / Decliners

	Symbol	Closing price	% Change	Open	Max	Min	No of Trades	Volume	Volume RSD
Aerodrom Nikola Tesla a.d. Beograd	AERO	806	-3,70%	837	837	800	44	4.881	3.932.611
Komercijalna banka a.d. Beograd	KMBN	2.793	-2,00%	2.850	2.850	2.700	16	1.215	3.393.575
Messer Tehnogas a.d. Beograd	TGAS	11.534	-1,42%	11.510	11.700	11.500	6	17	196.070

AKCIJE / SHARES - MTP

Najtrgovanije HOV / Most Active

	Symbol	Closing price	% Change	Bid (Volume)	Ask (Volume)	No of Trades	Volume	Volume RSD
Ikarbus a.d. Beograd	IKRB	52	-30,67%	60	50	53	26	5.800
Intereuropa - logistické usluge a.d. Dobanovci	INEU	31.201	3,70%	36400	31000	31409	78	1.478
AMS Osiguranje a.d. Beograd	AMSOPB	650	8,33%	650	650	650	1	17
Preduzece za puteve Valjevo a.d. Valjevo	PPVA	1.250	4,17%	1250	1250	1250	1	14

Dobitnici / Gainers

	Symbol	Closing price	% Change	Bid (Volume)	Ask (Volume)	No of Trades	Volume	Volume RSD
AMS Osiguranje a.d. Beograd	AMSOPB	650	8,33%	650	650	650	1	17
Preduzece za puteve Valjevo a.d. Valjevo	PPVA	1.250	4,17%	1250	1250	1250	1	14
Intereuropa - logistické usluge a.d. Dobanovci	INEU	31.201	3,70%	36400	31000	31409	78	1.478

Gubitnici / Decliners

	Symbol	Closing price	% Change	Bid (Volume)	Ask (Volume)	No of Trades	Volume	Volume RSD
Ikarbus a.d. Beograd	IKRB	52	-30,67%	60	50	53	26	5.800

Kontakt / Contacts:

Srdan Tomašević

srdjan.tomasevic@erstebank.rs

Trgovanje / Trading

011/220 9116

Aleksandar Zarić

aleksandar.zaric@erstebank.rs

Prodaja / Sales

011/220 9198

Aleksandra Parčetić

aleksandra.parcetic@erstebank.rs

Brokersko poslovanje / Brokerage

011/220 9159

Vladimir Vulević

vladimir.vulevic@erstebank.rs

Podrška i Razvoj / Support and Development

011 / 201 50 50

Nenad Đurović

nenad.djurovic@erstebank.rs

Trgovanje / Trading

011/ 220 9115

Dušan Stević

dusan.stevic@erstebank.rs

Prodaja / Sales

011/220 9118

Danijela Stojanović

danijela.stojanovic@erstebank.rs

Prodaja / Sales

011/ 220 9132

Marija Đorđević

marija.djordjevic@erstebank.rs

Brokersko poslovanje / Brokerage

011/220 9110

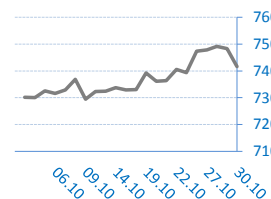
Izveštaj sačinio / Prepared by: Sektor sredstava / Treasury division

Informacije i cene iz ovog pregleda dobijene su iz izvora za koje verujemo da su pouzdani ali ne garantujemo njihovu tačnost i potpunost. Navedene informacije su važeće samo u trenutku njihovog sastavljanja a objavljuju se u čiju opšteg informisanja, pri čemu ne predstavljaju bilo kakav oblik investicionog saveta niti preporuke za investiranje niti na bilo koji način obavezuju Erste Bank ad Novi Sad u pogledu odgovornosti za štetu nastalu upotrebom informacija iz ovog pregleda.

The information and prices in this review are obtained from sources that we believe are reliable, but we do not guarantee their accuracy and completeness. The mentioned information is valid only at the time of their compilation and are published in the general information, whereby they do not represent any form of investment advice or recommendations for investing or in any way obligate Erste Bank ad Novi Sad in respect of liability for damages arising from the use of information referred to in of this review.

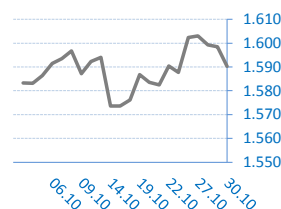
BELEX15

Vrednost / Value	741,63
Promena / Change	-6,71
%	-0,90%



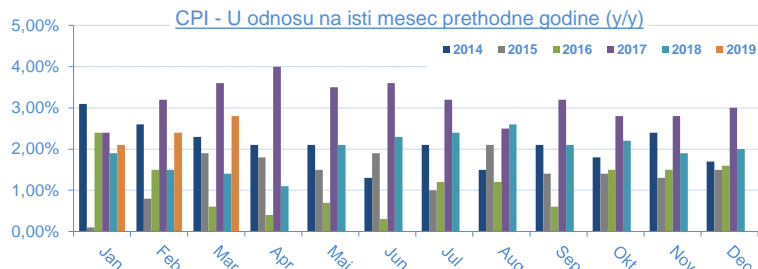
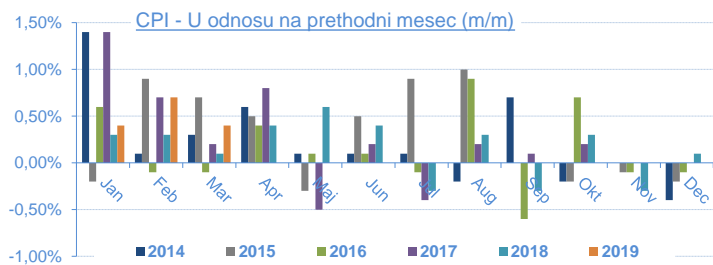
BELEXline

Vrednost / Value	1.590,21
Promena / Change	-8,27
%	-0,52%



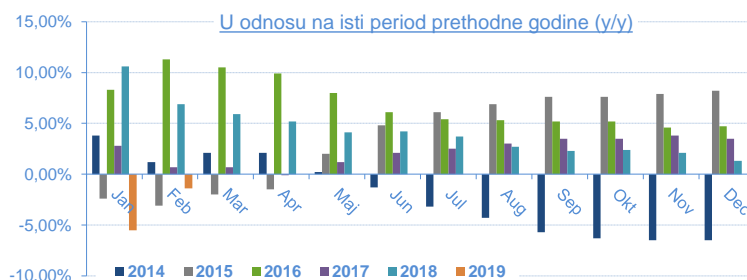
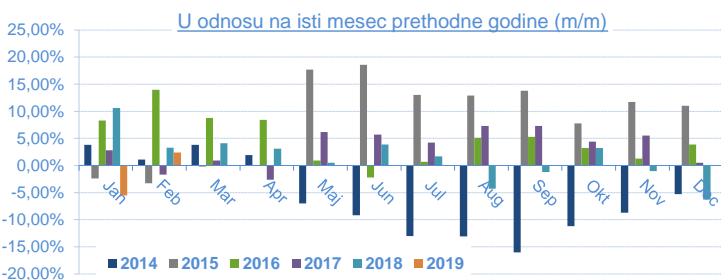
Indeks potrošačkih cena (Consumer Price Index - CPI) / 2018

	Jan	Feb	Mar	Apr	Maj	Jun	Jul	Aug	Sep	Okt	Nov	Dec
U odnosu na prethodni mesec (m/m)	0,40%	0,70%	0,40%									
U odnosu na isti mesec 2018. (y/y)	2,10%	2,40%	2,80%									
U odnosu na decembar 2018.		1,10%	1,50%									
Datum objavljivanja / Published date	22.02.19	12.03.19	12.04.19									



INDUSTRIJSKA PROIZVODNJA / Industrial production / 2019

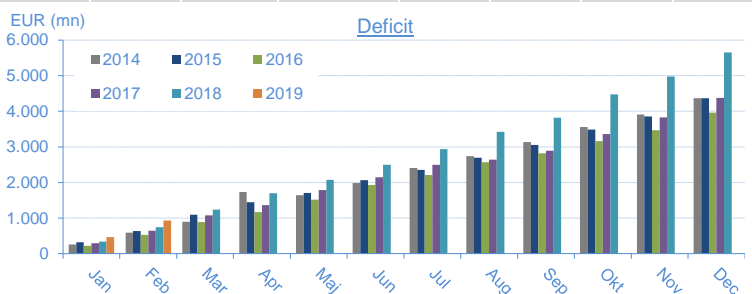
	Jan	Feb	Mar	Apr	Maj	Jun	Jul	Aug	Sep	Okt	Nov	Dec
U odnosu na isti mesec 2018 (m/m)	-5,50%	2,40%										
U odnosu na isti period 2018 (jan-...) (y/y)	-5,50%	-1,40%										
U odnosu na prosek 2018	-12,20%	-7,40%										
Datum objavljivanja / Published date	28.02.19	29.03.19										



SPOLJNOTRGOVINSKA ROBNA RAZMENA / External Trade / 2019

* u eur mln

Mesec/Month	Jan	Feb	Mar	Apr	Maj	Jun	Jul	Aug	Sep	Okt	Nov	Dec
Ukupna spoljnotrg.razmena (Jan-...) / Total	2.840,40	6.015,80										
Promena / Yearly change	7,80%	9,80%										
Vrednost izvoza (Jan-...) / Export	1.186,90	2.539,90										
Promena / Yearly change	3,00%	7,10%										
Vrednost uvoza (Jan-...) / Import	1.653,50	3.475,90										
Promena / Yearly change	11,50%	11,70%										
Deficit (jan-...)	466,70	936,00										
Promena / Yearly change	40,90%	26,50%										
Pokrivenost uvoza izvozom (Export/Import ratio)	71,80%	73,10%										
Datum objavljivanja / Published date	12.03.19	29.03.19										



BUDŽETSKI BALANS / Budget balance

* u rsd mln

Budžetski balans u 2018.	32.183,97
January 2019	23.620,61
February 2019	-1.429,81
March 2019	
April 2019	
May 2019	
June 2019	
July 2019	
August 2019	
September 2019	
October 2019	
November 2019	
December 2019	
Budžetski balans u 2019. / Total 2019	22.190,80
Planirani deficit u 2019. / Planned	-3.344,12
Ostvarenje plana / Realisation	
Datum ažuriranja / Published date	04.04.19

